



Online Registration Instructions

The CoVER modules will be housed within LearningCE (SHEA's learning management system). When registering for CoVER, you will be asked to create a SHEA account if you do not already have one.

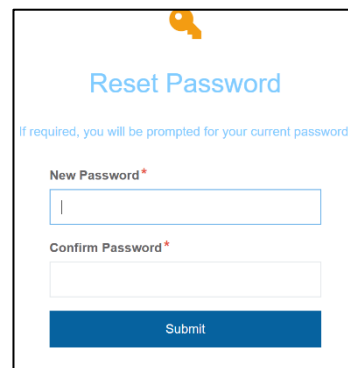
1. Click "register" at the bottom of the [LearningCE SHEA homepage](#).



2. Log in to LearningCE with your existing SHEA credentials. If you are not a member of SHEA, click "Register New User"




3. Enter registration information and then sign into your email account used for registration. Click on the link in the verification email. You will then be instructed to create a password.



4. Once you create a password and are signed in, you will be on the SHEA Profile page. YOU DO NOT NEED TO FILL OUT ANY ADDITIONAL PROFILE INFORMATION FIELDS.

Online Registration Instructions

- Click "SHEA LearningCE" in the top right corner of the page.



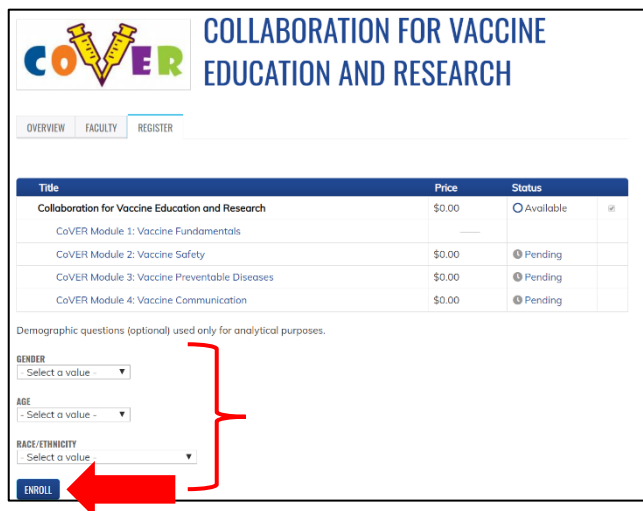
- Click "Log-In" in the top right corner. You should see your name appear at the top of the page. You are now signed into your LearningCE account.



- Click [here](#) to go straight to the module page. Alternatively, you can search for "Collaboration for Vaccine Education and Research" using the "find a course..." search box and click the first link. *You may need to log in again if the site opens in a different browser than which you enrolled.



- Fill out the enrollment questions then click "Enroll".



- Enjoy the course! *Note: You may need to disable pop-up blockers in order to view the module.